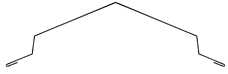


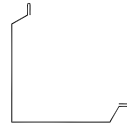
CMP "R" Panel Trim



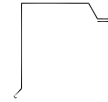
1. Stepped Ridge



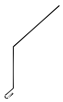
2. Formed Ridge



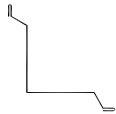
3. Outside Corner



4. Gable Trim



5. Drip Trim



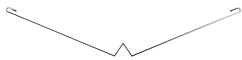
6. Inside Corner



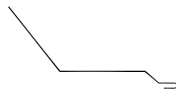
7. Base Drip Angle



8. J-Channel



9. Valley



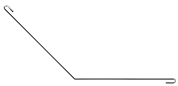
10. End Wall Trim



11. Side Wall Trim



12. Base Angle Stop



13. Transition Trim



14. Gambrel Trim

Note: All trim lengths are standard 10'-0"
Lengths up to 26'-0" are Special Order.

Construction Metal Products Inc.
2204 West Front St.
Statesville, NC. 28677

Ph. 1-704-871-8704
Ph. 1-888-750-9827
Fx. 1-704-871-8704

Detail:

Scale:

System: "R" Panel Trim

Date:

Drawing:

CMP