



CMP S-1500



Ultra Seam
Metal Roofing Systems

Construction Metal Products, Inc.

Mechanically Seamed Panels

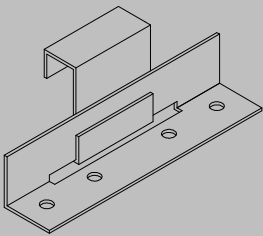
- Standing Seam metal roofing system
- Galvanized, Galvalume, Aluminum, and Copper
- Available 12", 14", 16", and 18"
- UL90 rated and ASTM E-1592 wind up-lift tested
- ASTM E1680 air infiltration and ASTM E1649 water penetration tested
- Kynar 500 Finish with a thirty year finish warranty
- Optional stiffening ribs and striations (to minimize oil canning)

Manufactured by


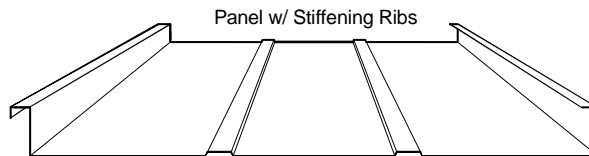
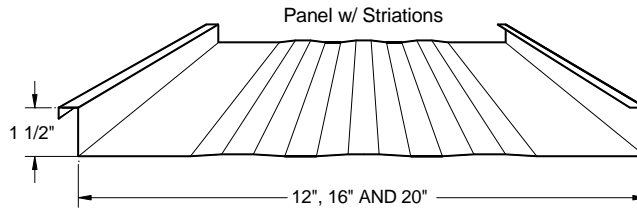
CMP

Construction Metal
Products, Inc.

2204 West Front St.
Statesville, NC 28677
Phone: 888-750-9827
Fax: 704-871-1381



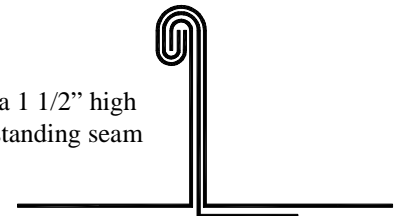
Panel Clip



Seamer



Available as a 1 1/2" high
double lock standing seam



For more information visit our website: www.cmpmetalsystems.com

CMP S-1500 STANDING SEAM SYSTEM LOK

The CMP S-1500 standing seam system utilizes state of the art technology for roof integrity and positive weather-tightness. The CMP S-1500 panel has been extensively tested in both steel and aluminum, and meets the stringent requirements of the “Standard Test Method for Structural Performance of SSMRS by Uniform Static Air Pressure Difference,” which has been adopted as ASTM E-1592. Seams require machine closing, by either hand or power seamers, The seaming process completely encloses and seals all clips and fasteners for the most watertight seal available. The standing seam system is especially suitable where roof slopes are long and/or low, and unusually long panels are required. Available in various gauges of galvanized, galvalume, zincalume, aluminum and copper. Regardless of which material is selected, the optional stiffening beads are highly recommended in order to reduce the slight surface waviness of the metal known as “oil-canning”. NOTE: “oil-canning” is a natural phenomenon inherent in sheet metal products and therefore is not cause for rejection of the material.

Allowable Uniform Live Load (psf)									
Material	Gauge	Panel width	Span Length						
			24"	30"	36"	42"	48"	54"	60"
Steel Grade D (ASTM A653)	22	12"	909	595	418	309	238	188	152
	22	16"	682	446	313	232	178	141	114
	22	18"	606	396	278	206	158	125	101
Steel Grade D ASTM A653	24	12"	596	461	326	242	186	148	120
	24	16"	446	355	251	186	144	114	92
	24	18"	397	307	217	161	124	98	80
Aluminum Alloy 3004 H34	.040	12"	286	183	127	93	71	56	45
	.040	16"	175	112	78	57	43	34	27
Aluminum Alloy 3004 H34	.032	12"	202	129	90	66	50	40	32
	.032	16"	133	85	59	43	33	26	21

Tables Provided for General Reference Only. Loads are based on engineering calculations of the panel only. Allowable uniform load values based on three-span conditions. For system requirements or design assistance, please contact Construction Metal Products.